



“Preparing for BM2016 and some results from 2012-2015”

**Ilkka Siissalo
Yvonne Kivi
Teemu Seesto**



BencHEIT – BM-survey

Content of these slides

- 3 Survey dimensions
- 4 Principals and participation in the survey
- 6 BM2016 Timetable and new features
- 8 The learning curves of BM survey
- 9 Longitudinal comparison 2012-2014
- 12 BM and linkage to other surveys/data

BM Task Force

- Mr. Ilkka Siissalo, Chairman, University of Helsinki,
- Mrs. Yvonne Kivi, Secretary, University of Helsinki,
- Mr. Kurt Gammelgaard Nielsen, University of Southern Denmark
- Mr. Ole Langfeldt, Norwegian University of Science and Technology
- Mr. Jussi-Pekka Pispä, Tampere University of Technology
- Mr. Tuomo Rintamäki, Helsinki Metropolia University of Applied Sciences
- Mr. Yiannis Salmatzidis, Aristotle University of Thessaloniki
- Mr. Teemu Seesto, FUCIO - Network of Finnish Universities' Chief IT Officers
- Mr. Raimund Vogl, University of Münster
- Mr. Hans Wohlfart, KTH Royal Institute of Technology

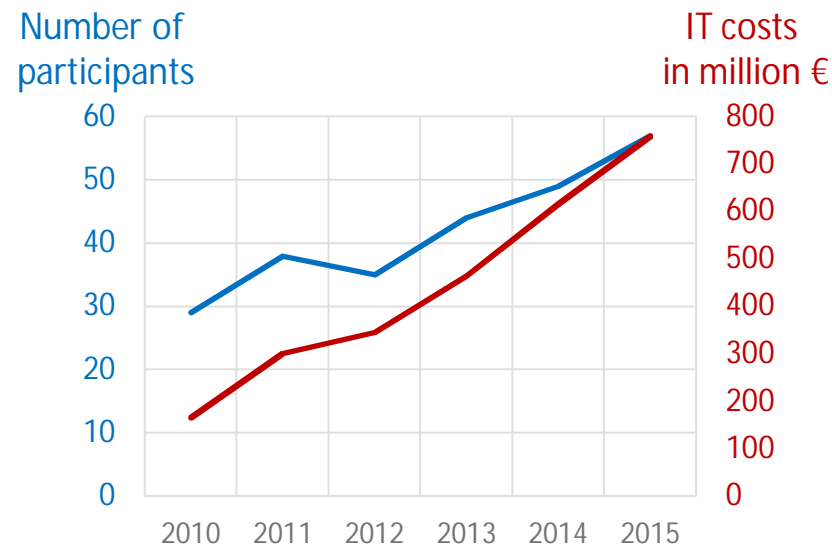


BM2016 Survey / Introduction and principles

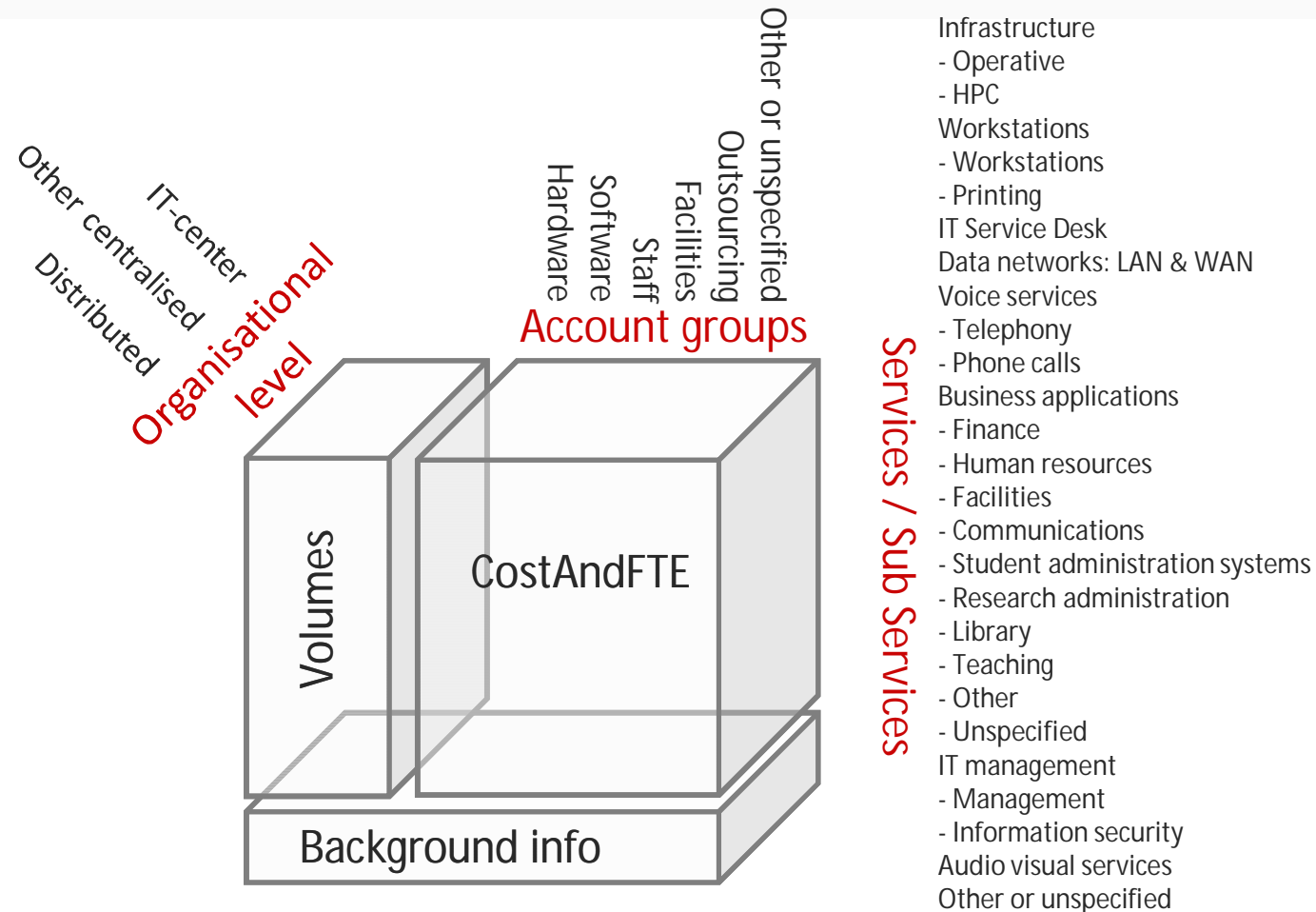
- EUNIS task force
- Free of charge
- Emphasis on costs and volumes of technology
- Cash flow based è fluctuation between years especially for one organisation.
- Participants see each others complete data.
- Data and analysis is for participants only.

BM2015 Survey / 57 participants

- Universities 31
- Universities of applied sciences 26
- New participants from: Austria, Estonia, Germany, Netherlands, Norway, Switzerland

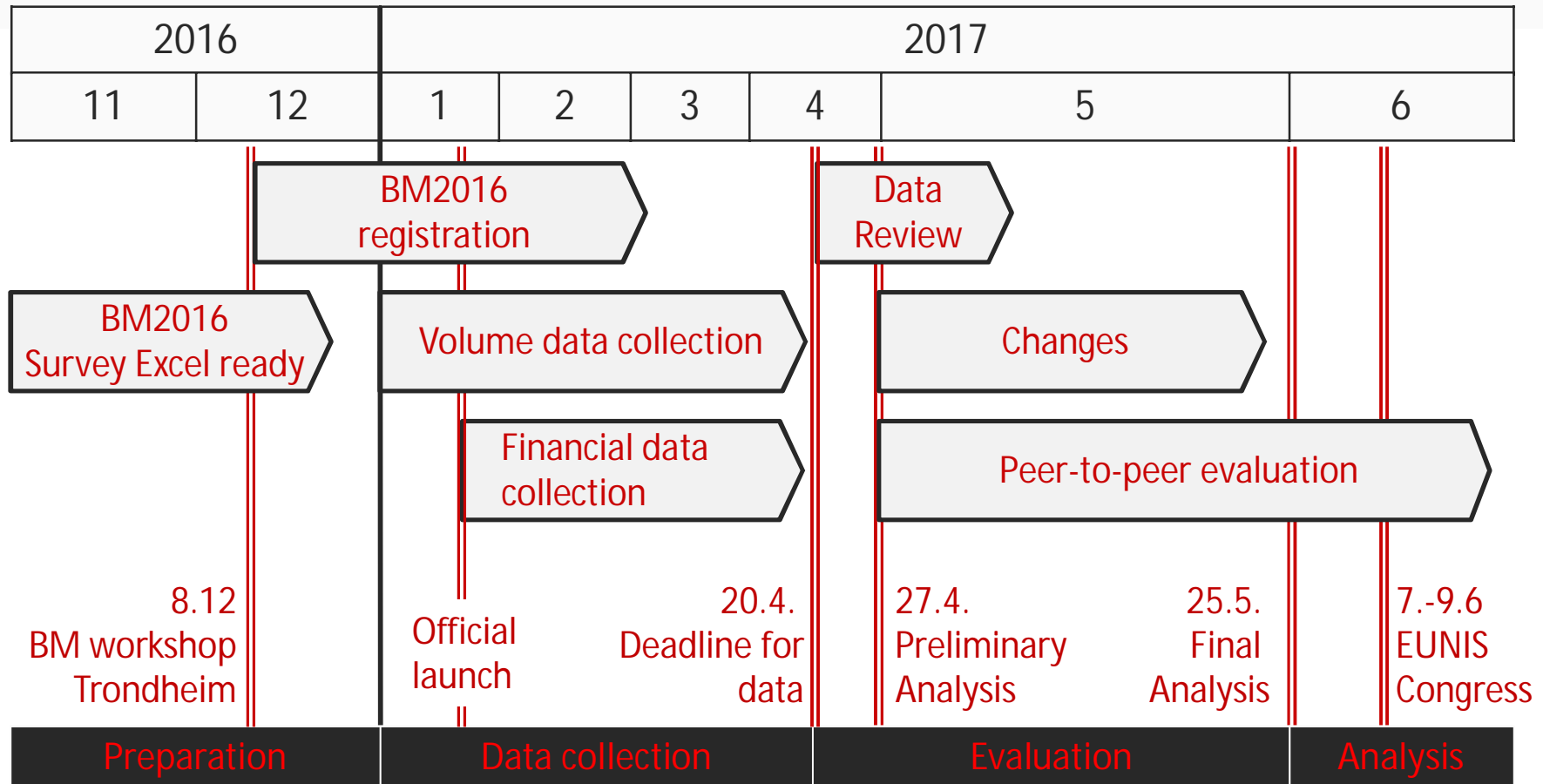


BM2016 Survey / Dimensions





BM2016 Survey / Preliminary timetable



BM2016 Survey / Preliminary timetable

- New features:
 - CIOsummary with historical comparison to previous round
 - Request for data publication

Organisation: University of Helsinki

Reporting currency: EURO

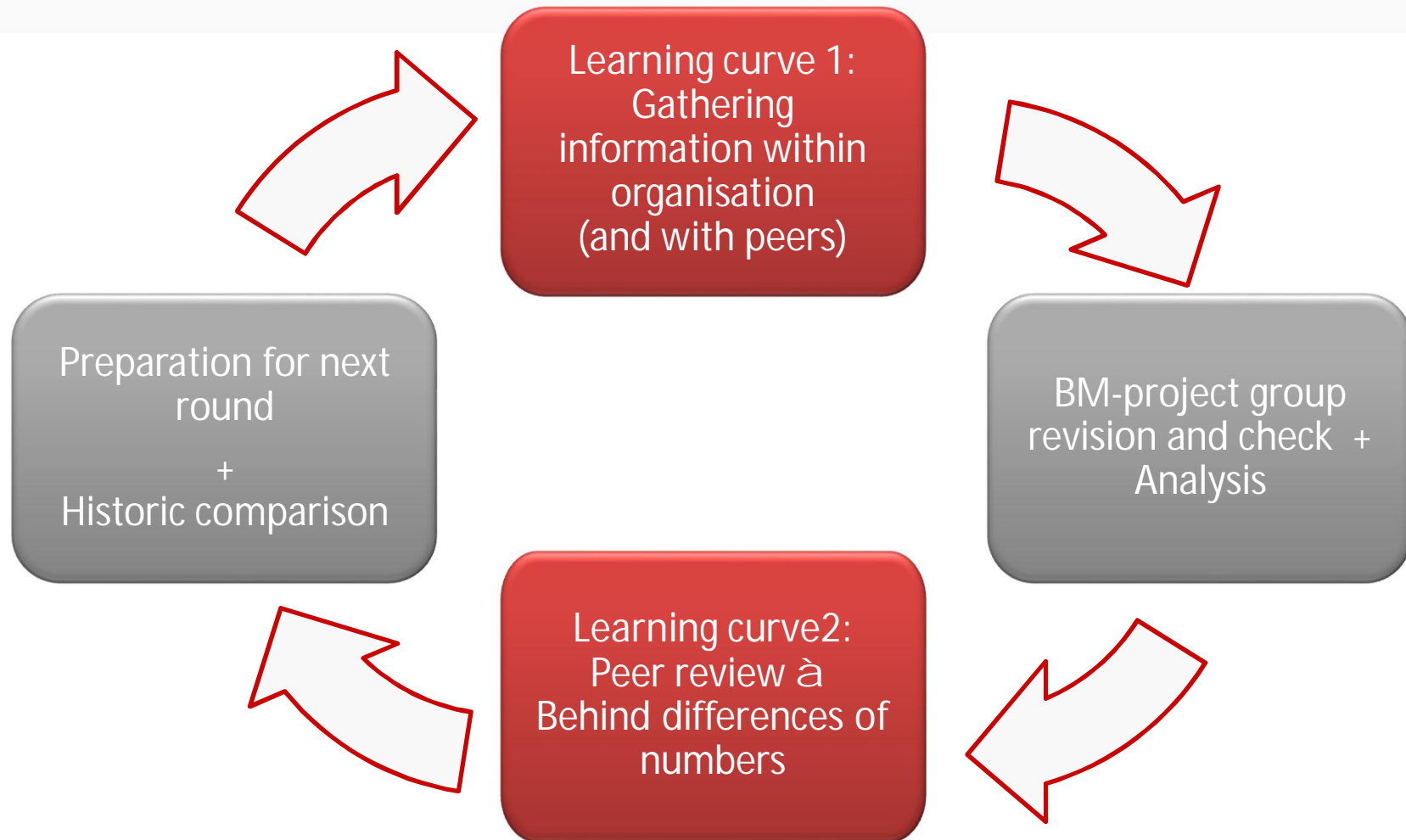
Facts		BM2015		BM 2015		
				Min	Avg.	Max
Total students (FTE)	22100		22532	1 577	12 896	43 820
Total personnel (FTE)	7115		7681	173	2 113	7 658
Total operational costs in millions EURO	685,0 M		704,1 M	17,6 M€	215,1 M€	917,3 M€

Costs		1000 EURO	%	1000 EURO	%
Centralised IT costs		16 102 k	44,6 %	16 928 k	44,3 %
IT costs in other central units		10 225 k	28,3 %	11 226 k	29,4 %
IT costs in academic units		8 966 k	24,8 %	9 374 k	24,5 %
Unspecified		805 k	2,2 %	710 k	1,9 %
Total IT costs		36 098 k	100,0 %	38 237 k	100,0 %
IT share of institution budget		5,3 %		5,4 %	

Personnel		FTE	%	FTE	%
Centralised IT personnel		189,0	62,2 %	211,6	62,1 %
IT personnel in other central units		65,0	21,4 %	71,0	20,8 %

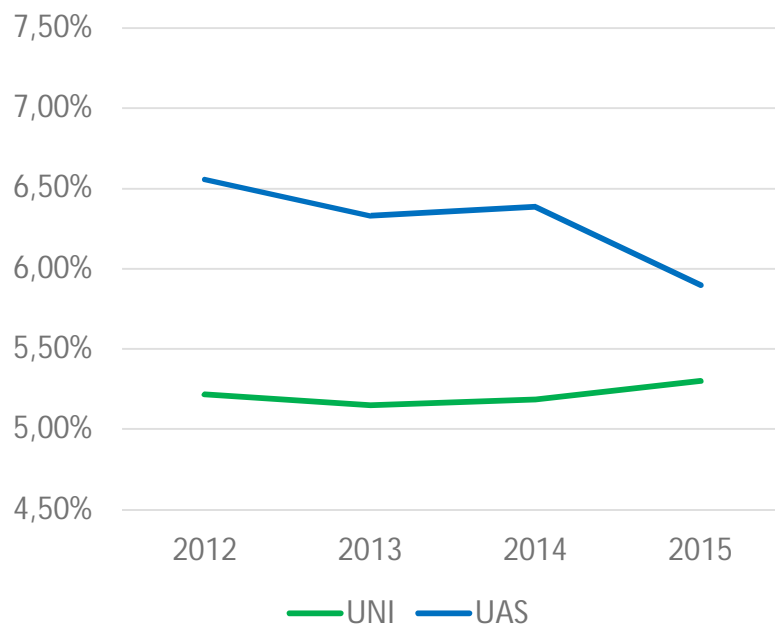
		2,2 %	6,4 %	11,6 %

BM2016 Survey / **The process**

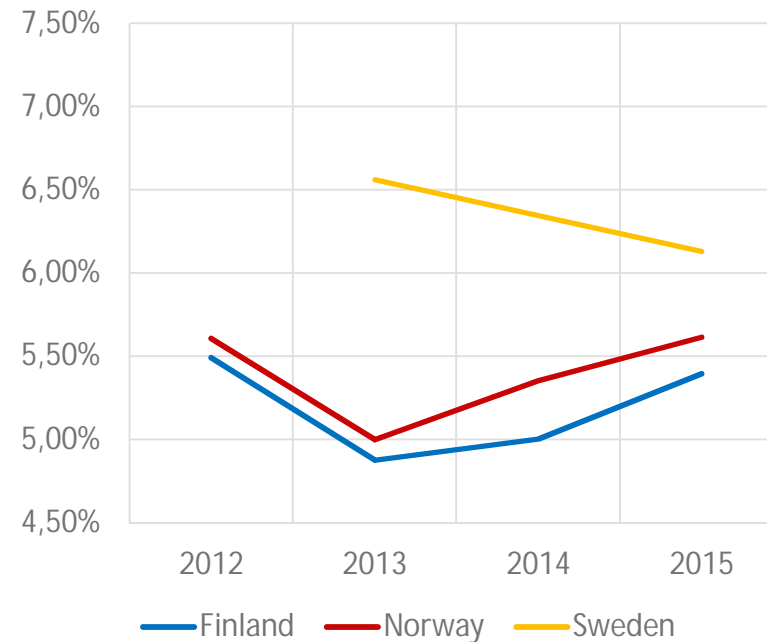


BM – Comparison 2012-2015 / Share of IT-cost from total costs

IT costs per Total operational costs of institution

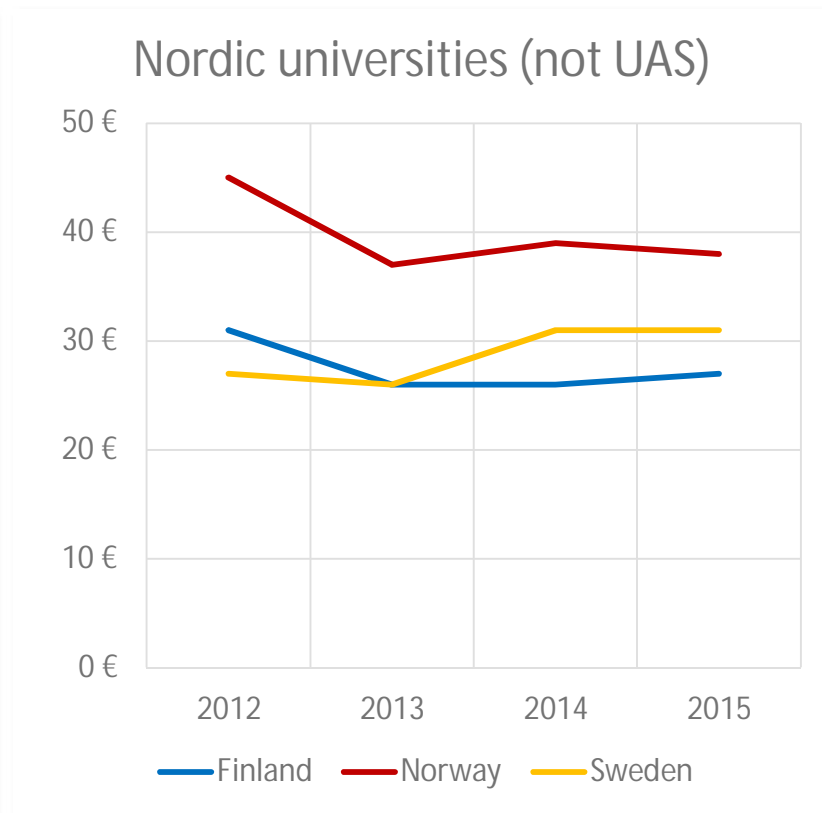
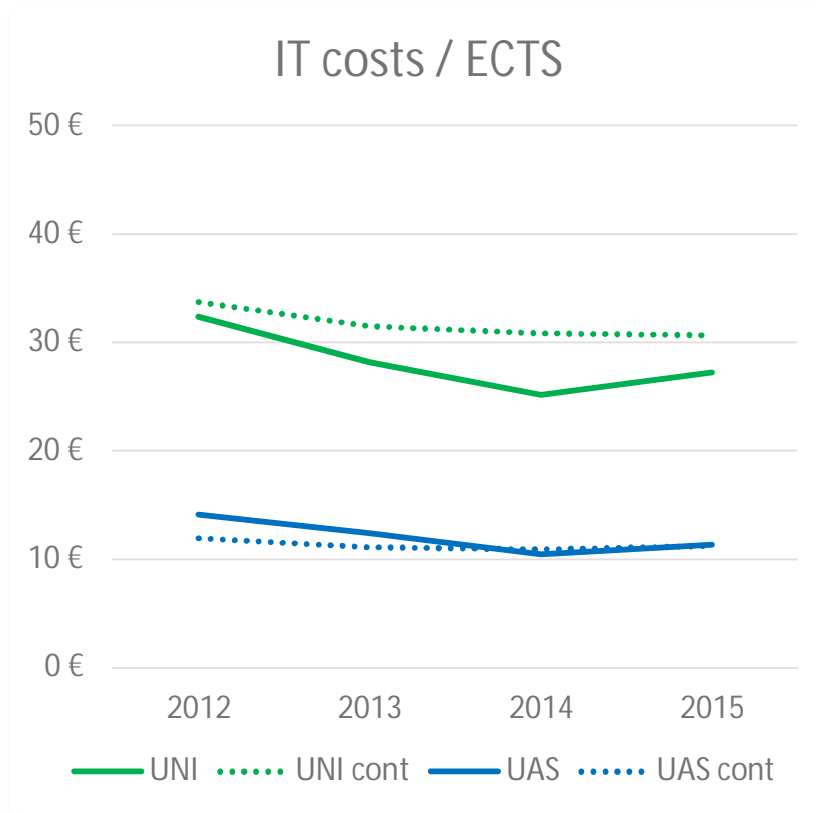


Nordic universities (not UAS)



Remarks! Facilities costs excluded, investments included. Participants may vary by year.

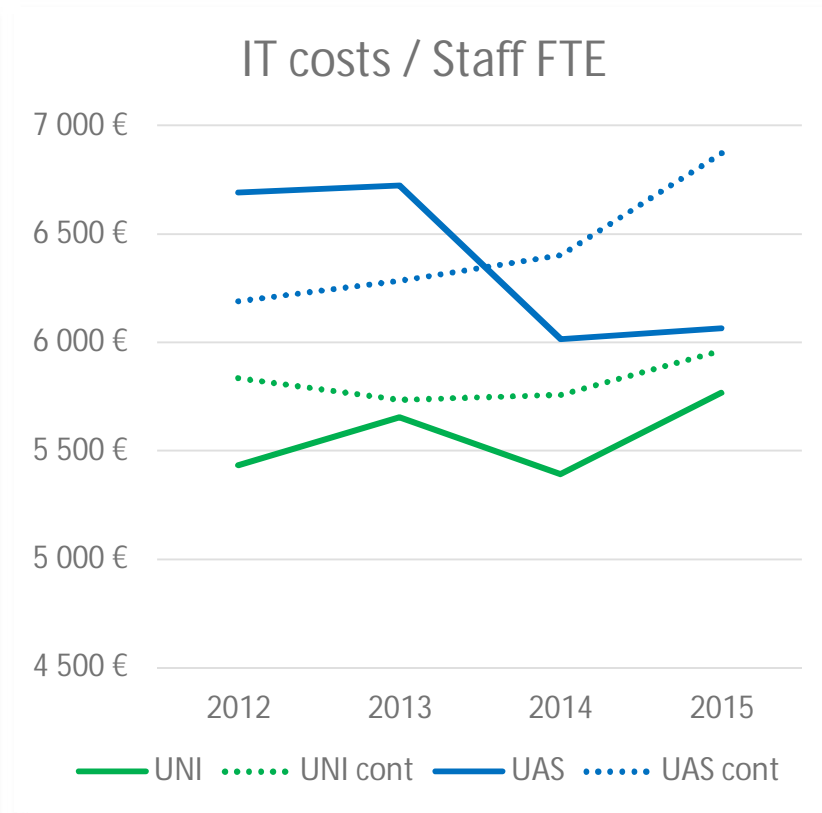
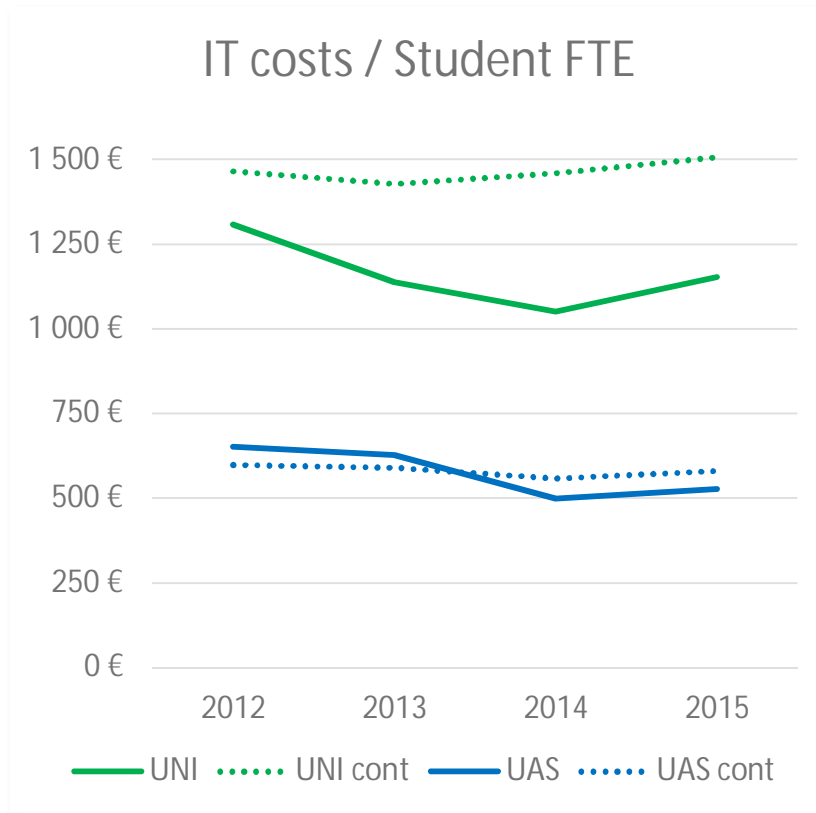
BM – Comparison 2012-2015 / IT-costs per ECTS credit



Remarks! UNI/UAS = All participants, UNI/UAS cont = continuously participated during 2012-2015

Facilities costs excluded, investments included.

BM – Comparison 2012-2015 / IT-costs per FTEs



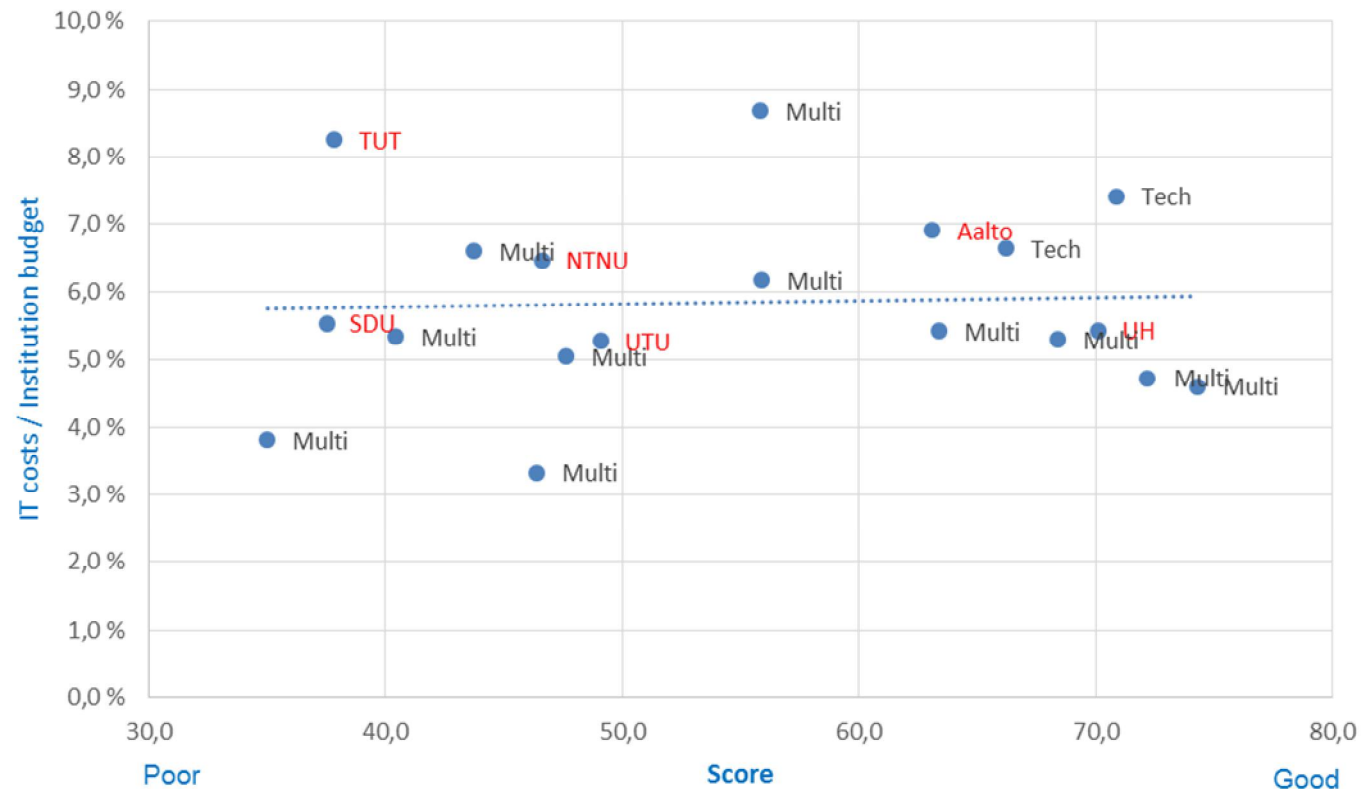
Remarks! UNI/UAS = All participants, UNI/UAS cont = continuously participated during 2012-2015
Facilities costs excluded, investments included.



BM2015 Survey / University ranking and IT

New for BM2015

QS Score vs. IT cost/Budget



Aalto = Aalto University (Tech)
 UH = University of Helsinki (Multi)
 UTU = University of Turku (Multi)
 NTNU = Norwegian University of Science and Technology (Tech)
 SDU = University of Southern Denmark (Multi)
 TUT = Tampere University of Technology (Tech)

<http://www.topuniversities.com/university-rankings/world-university-rankings/2016>



BM – survey à Know your numbers!

Thank you!

bencheit@eunis.org



BM – Participating institutes 2012 – 2015

Finland

- Aalto University
- Arcada University of Applied Sciences
- HAAGA-HELIA University of Applied Science
- Helsinki Metropolia University of Applied Sciences
- Häme University of Applied Sciences
- Jyväskylä University of Applied Sciences
- Karelia University of Applied Sciences
- Lahti University of Applied Sciences
- Lappeenranta University of Technology
- Laurea University of Applied Sciences
- Oulu University of Applied Sciences
- Saimaa University of Applied Science
- Satakunta University of Applied Sciences
- Savonia University of Applied Sciences
- Seinäjoki University of Applied Sciences
- Tampere University of Applied Sciences
- Tampere University of Technology
- Turku University of Applied Sciences
- University of Helsinki
- University of Jyväskylä
- University of Lapland
- University of Tampere
- University of Vaasa
- Vaasan Ammattikorkeakoulu, University of Applied Sciences

Norway

- Norwegian University of Science and Technology
- University of Oslo

Sweden

- Luleå University of Technology
- University of Gothenburg